

Product Datasheet

14-3-3 Antibody NBP2-27202

Unit Size: 0.1 mg

Store at 4C short term. Aliquot and store at -20C long term. Avoid freeze-thaw cycles.

www.novusbio.com



technical@novusbio.com

Reviews: 1

Protocols, Publications, Related Products, Reviews, Research Tools and Images at:
www.novusbio.com/NBP2-27202

Updated 8/21/2023 v.20.1

**Earn rewards for product
reviews and publications.**

Submit a publication at www.novusbio.com/publications

Submit a review at www.novusbio.com/reviews/destination/NBP2-27202



NBP2-27202

14-3-3 Antibody

Product Information	
Unit Size	0.1 mg
Concentration	0.5 mg/ml
Storage	Store at 4C short term. Aliquot and store at -20C long term. Avoid freeze-thaw cycles.
Clonality	Polyclonal
Preservative	0.05% Sodium Azide
Isotype	IgG
Purity	Protein A purified
Buffer	0.2 ml PBS and 0.05% BSA

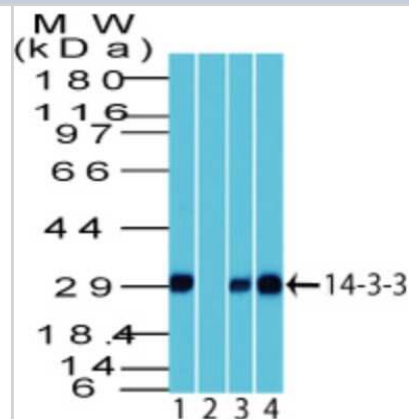
Product Description	
Host	Rabbit
Gene ID	10971
Gene Symbol	YWHAQ
Species	Human, Mouse, Rat, Porcine, Canine, Chicken, Chinese Hamster, Feline, Opossum, Primate
Reactivity Notes	The amino acid sequence used as immunogen for this antibody is 100% homologous in Frog, Crab-eating Macaque.
Immunogen	A portion of amino acids 125-175 from human 14-3-3 was used as the immunogen for this antibody.

Product Application Details	
Applications	Western Blot, Simple Western, Immunocytochemistry/ Immunofluorescence
Recommended Dilutions	Western Blot 2-4ug/ml, Simple Western 1:50, Immunocytochemistry/ Immunofluorescence 2-5 ug/ml
Application Notes	In Simple Western only 10 - 15 uL of the recommended dilution is used per data point. Separated by Size.

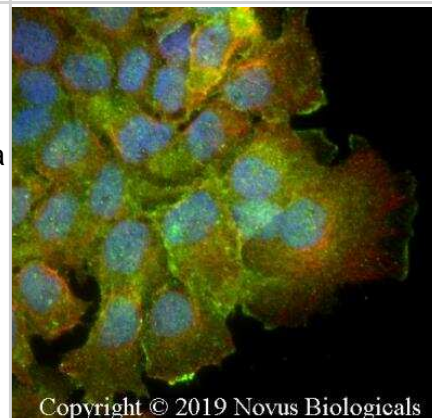


Images


Western Blot: 14-3-3 Antibody [NBP2-27202] - analysis of 14-3-3 using 14-3-3 antibody. Human Brain tissue lysate in the 1) absence and 2) presence of immunizing peptide, 3) mouse brain, and 4) rat brain lysate probed with 2 ug/ml of 14-3-3 antibody. I goat anti-rabbit Ig HRP secondary antibody and PicoTect ECL substrate solution were used for this test.




Immunocytochemistry/Immunofluorescence: 14-3-3 Antibody [NBP2-27202] - A431 cells were fixed for 10 minutes using 10% formalin and then permeabilized for 5 minutes using 1X PBS + 0.05% Triton-X100. The cells were incubated with anti-14-3-3 at 2 ug/ml overnight at 4C and detected with an anti-rabbit Dylight 488 (Green) at a 1:500 dilution. Alpha tubulin (DM1A) NB100-690 was used as a co-stain at a 1:1000 dilution and detected with an anti-mouse Dylight 550 (Red) at a 1:500 dilution. Nuclei were counterstained with DAPI (Blue). Cells were imaged using a 40X objective.



Simple Western: 14-3-3 Antibody [NBP2-27202] - Simple Western lane view shows a specific band for 14-3-3 Gamma in 0.5 mg/ml of Human Brain lysate. This experiment was performed under reducing conditions using the 12-230 kDa separation system.



Simple Western: 14-3-3 Antibody [NBP2-27202] - Analysis in mouse brain lysate. Image from verified customer review.





Novus Biologicals USA

10730 E. Briarwood Avenue
Centennial, CO 80112
USA
Phone: 303.730.1950
Toll Free: 1.888.506.6887
Fax: 303.730.1966
nb-customerservice@bio-techne.com

Bio-Techne Canada

21 Canmotor Ave
Toronto, ON M8Z 4E6
Canada
Phone: 905.827.6400
Toll Free: 855.668.8722
Fax: 905.827.6402
canada.inquires@bio-techne.com

Bio-Techne Ltd

19 Barton Lane
Abingdon Science Park
Abingdon, OX14 3NB, United Kingdom
Phone: (44) (0) 1235 529449
Free Phone: 0800 37 34 15
Fax: (44) (0) 1235 533420
info.EMEA@bio-techne.com

General Contact Information

www.novusbio.com
Technical Support: nb-technical@bio-techne.com
Orders: nb-customerservice@bio-techne.com
General: novus@novusbio.com

Products Related to NBP2-27202

HAF008	Goat anti-Rabbit IgG Secondary Antibody [HRP]
NB7160	Goat anti-Rabbit IgG (H+L) Secondary Antibody [HRP]
NBP2-24891	Rabbit IgG Isotype Control
7954-GM-010/CF	GM-CSF [Unconjugated]

Limitations

This product is for research use only and is not approved for use in humans or in clinical diagnosis. Primary Antibodies are guaranteed for 1 year from date of receipt.

For more information on our 100% guarantee, please visit www.novusbio.com/guarantee

Earn gift cards/discounts by submitting a review: www.novusbio.com/reviews/submit/NBP2-27202

Earn gift cards/discounts by submitting a publication using this product:
www.novusbio.com/publications

