

# Product Datasheet

## p62/SQSTM1 Antibody NBP1-49954

Unit Size: 100 ul

Store at 4C. Do not freeze.

[www.novusbio.com](http://www.novusbio.com)



[technical@novusbio.com](mailto:technical@novusbio.com)

**Reviews: 1 Publications: 5**

Protocols, Publications, Related Products, Reviews, Research Tools and Images at:  
[www.novusbio.com/NBP1-49954](http://www.novusbio.com/NBP1-49954)

Updated 8/20/2023 v.20.1

**Earn rewards for product  
reviews and publications.**

Submit a publication at [www.novusbio.com/publications](http://www.novusbio.com/publications)

Submit a review at [www.novusbio.com/reviews/destination/NBP1-49954](http://www.novusbio.com/reviews/destination/NBP1-49954)



**NBP1-49954**

p62/SQSTM1 Antibody

Product Information	
Unit Size	100 ul
Concentration	1.0 mg/ml
Storage	Store at 4C. Do not freeze.
Clonality	Polyclonal
Preservative	0.09% Sodium Azide
Isotype	IgG
Purity	Immunogen affinity purified
Buffer	Tris-Citrate/Phosphate (pH 7.0 - 8.0)
Target Molecular Weight	47.7 kDa

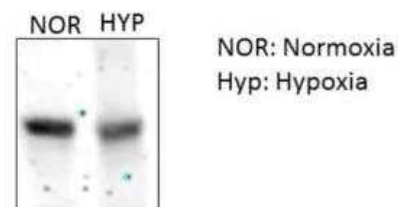
Product Description	
Host	Rabbit
Gene ID	8878
Gene Symbol	SQSTM1
Species	Human, Mouse, Canine
Reactivity Notes	Canine reactivity reported in scientific literature (PMID: 29513363).
Immunogen	The immunogen for this product maps to a region between residue 325 and 375 of human p62/SQSTM1 using the numbering given in entry NP_003891.1 (GeneID 8878).

Product Application Details	
Applications	Western Blot, Simple Western, Immunohistochemistry, Immunohistochemistry-Paraffin, Immunoprecipitation
Recommended Dilutions	Western Blot 1:2000-1:10000, Simple Western 1:40, Immunohistochemistry 1:500 to 1:2000, Immunoprecipitation 2-5 ug/mg lysate, Immunohistochemistry-Paraffin 1:500 to 1:2000
Application Notes	In Simple Western only 10 - 15 uL of the recommended dilution is used per data point. Separated by Size. Immunohistochemistry 1:500 - 1:2,000. Epitope retrieval with citrate buffer pH 6.0 is recommended for FFPE tissue sections.

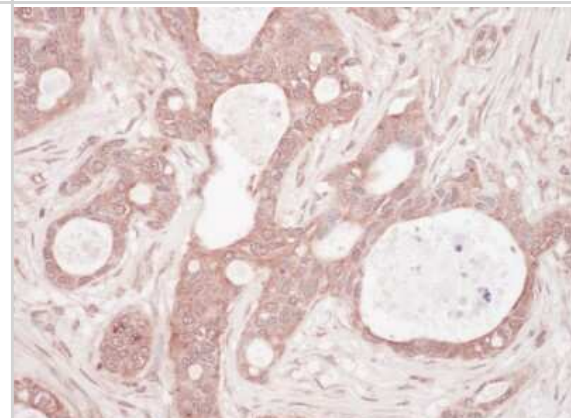


## Images

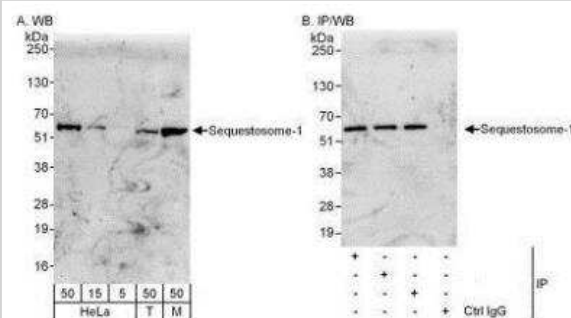
Western Blot: p62/SQSTM1 Antibody [NBP1-49954] - Human AC16 under normoxic and hypoxic conditions. WB image submitted by a verified customer review.



Immunohistochemistry-Paraffin: p62/SQSTM1 Antibody [NBP1-49954] - Sample: FFPE section of human breast carcinoma. Antibody: Affinity purified rabbit anti- Sequestosome-1 used at a dilution of 1:1,000 (1ug/ml). Detection: Vector Laboratories ImmPACT NovaRED Peroxidase Substrate



Western Blot: p62/SQSTM1 Antibody [NBP1-49954] - Detection of Human and Mouse Sequestosome-1 by Western Blot (h&m) and Immunoprecipitation (h). Samples: Whole cell lysate from HeLa (5, 15 and 50 mcg for WB; 1 mg for IP, 20% of IP loaded), 293T (T; 50 mcg), and mouse NIH3T3 (M; 50 mcg) cells. Antibodies: Affinity purified rabbit anti-Sequestosome-1 antibody used for WB at 0.1 mcg/ml (A) and 0.4 mcg/ml (B) and used for IP at 3 mcg/mg lysate. Sequestosome-1 was also immunoprecipitated by rabbit anti-Sequestosome-1 antibodies which recognize downstream epitopes. For blotting immunoprecipitated Sequestosome-1 was used. Detection: Chemiluminescence with exposure times of 30 seconds (A) and 3 seconds (B).



Simple Western: p62/SQSTM1 Antibody [NBP1-49954] - Simple Western lane view shows a specific band for p62/SQSTM1 in 0.5 mg/ml of HeLa lysate. This experiment was performed under reducing conditions using the 12-230 kDa separation system.



## Publications

Cui C, Chakraborty K, Tang XA Et al. A lysosome-targeted DNA nanodevice selectively targets macrophages to attenuate tumours *Nature nanotechnology* 2021-11-11 [PMID: 34764452] (WB, Mouse)

Raj P, Song R, Zhu H et al. Deep sequencing reveals a DAP1 regulatory haplotype that potentiates autoimmunity in systemic lupus erythematosus *Genome Biol* 2020-11-19 [PMID: 33213505] (WB, Human)

Stoughton WB, Li J, Balog-Alvarez C, Kornegay JN. Impaired Autophagy Correlates with Golden Retriever Muscular Dystrophy Phenotype. *Muscle Nerve*. 2018-03-07 [PMID: 29513363] (WB, Canine)

Torres-Odio S, Key J, Hoepken HH et al. Progression of pathology in PINK1-deficient mouse brain from splicing via ubiquitination, ER stress, and mitophagy changes to neuroinflammation *J Neuroinflammation* 2017-08-02 [PMID: 28768533] (WB, Human)

Moreau K, Fleming A, Imarisio S et al. PICALM modulates autophagy activity and tau accumulation. *Nat Commun*. 2014-09-22 [PMID: 25241929]





### **Novus Biologicals USA**

10730 E. Briarwood Avenue  
Centennial, CO 80112  
USA  
Phone: 303.730.1950  
Toll Free: 1.888.506.6887  
Fax: 303.730.1966  
nb-customerservice@bio-techne.com

### **Bio-Techne Canada**

21 Canmotor Ave  
Toronto, ON M8Z 4E6  
Canada  
Phone: 905.827.6400  
Toll Free: 855.668.8722  
Fax: 905.827.6402  
canada.inquires@bio-techne.com

### **Bio-Techne Ltd**

19 Barton Lane  
Abingdon Science Park  
Abingdon, OX14 3NB, United Kingdom  
Phone: (44) (0) 1235 529449  
Free Phone: 0800 37 34 15  
Fax: (44) (0) 1235 533420  
info.EMEA@bio-techne.com

### **General Contact Information**

www.novusbio.com  
Technical Support: nb-technical@bio-techne.com  
Orders: nb-customerservice@bio-techne.com  
General: novus@novusbio.com

### **Products Related to NBP1-49954**

---

HAF008	Goat anti-Rabbit IgG Secondary Antibody [HRP]
NB7160	Goat anti-Rabbit IgG (H+L) Secondary Antibody [HRP]
NBP2-24891	Rabbit IgG Isotype Control
NBP1-44490	Recombinant Human p62/SQSTM1 His Protein

---

### **Limitations**

This product is for research use only and is not approved for use in humans or in clinical diagnosis. Primary Antibodies are guaranteed for 1 year from date of receipt.

For more information on our 100% guarantee, please visit [www.novusbio.com/guarantee](http://www.novusbio.com/guarantee)

Earn gift cards/discounts by submitting a review: [www.novusbio.com/reviews/submit/NBP1-49954](http://www.novusbio.com/reviews/submit/NBP1-49954)

Earn gift cards/discounts by submitting a publication using this product:  
[www.novusbio.com/publications](http://www.novusbio.com/publications)

