

# Product Datasheet

## MAPKAP Kinase 3 Antibody (3F4) H00007867-M01

Unit Size: 0.1 mg

Aliquot and store at -20C or -80C. Avoid freeze-thaw cycles.

[www.novusbio.com](http://www.novusbio.com)



[technical@novusbio.com](mailto:technical@novusbio.com)

### Publications: 1

Protocols, Publications, Related Products, Reviews, Research Tools and Images at:  
[www.novusbio.com/H00007867-M01](http://www.novusbio.com/H00007867-M01)

Updated 6/27/2023 v.20.1

Earn rewards for product  
reviews and publications.

Submit a publication at [www.novusbio.com/publications](http://www.novusbio.com/publications)

Submit a review at [www.novusbio.com/reviews/destination/H00007867-M01](http://www.novusbio.com/reviews/destination/H00007867-M01)

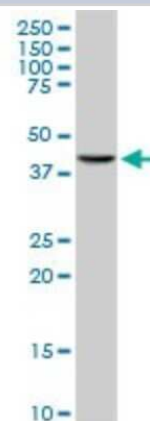


**H00007867-M01****MAPKAP Kinase 3 Antibody (3F4)**

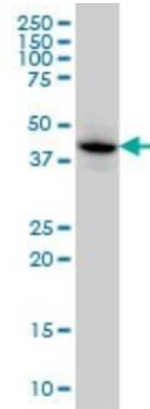
<b>Product Information</b>	
<b>Unit Size</b>	0.1 mg
<b>Concentration</b>	Concentrations vary lot to lot. See vial label for concentration. If unlisted please contact technical services.
<b>Storage</b>	Aliquot and store at -20C or -80C. Avoid freeze-thaw cycles.
<b>Clonality</b>	Monoclonal
<b>Clone</b>	3F4
<b>Preservative</b>	No Preservative
<b>Isotype</b>	IgG2a Kappa
<b>Purity</b>	IgG purified
<b>Buffer</b>	In 1x PBS, pH 7.4
<b>Product Description</b>	
<b>Description</b>	Quality control test: Antibody Reactive Against Recombinant Protein.
<b>Host</b>	Mouse
<b>Gene ID</b>	7867
<b>Gene Symbol</b>	MAPKAPK3
<b>Species</b>	Human, Mouse
<b>Reactivity Notes</b>	Please note that this antibody is reactive to Mouse and derived from the same host, Mouse. Additional Mouse on Mouse blocking steps may be required for IHC and ICC experiments. Please contact Technical Support for more information.
<b>Specificity/Sensitivity</b>	MAPKAPK3 - mitogen-activated protein kinase-activated protein kinase 3
<b>Immunogen</b>	MAPKAPK3 (AAH01662, 272 a.a. ~ 382 a.a) partial recombinant protein with GST tag. MW of the GST tag alone is 26 KDa. EVSEDAKQLIRLLLKTDPTERLTITQFMNHPWINQSMVVPQTPLHTARVLQEDK DHWDEVKEEMTSALATMRVDYDQVKIKDLKTSNNRLLNKRKKQAGSSASQ GCNNQ
<b>Notes</b>	This product is produced by and distributed for Abnova, a company based in Taiwan.
<b>Product Application Details</b>	
<b>Applications</b>	Western Blot, Simple Western, ELISA, Immunoprecipitation, Sandwich ELISA
<b>Recommended Dilutions</b>	Western Blot, Simple Western 1:50, ELISA, Immunoprecipitation, Sandwich ELISA
<b>Application Notes</b>	Antibody reactivity against cell lysate and recombinant protein for WB. It has been used for ELISA. In Simple Western only 10-15 uL of the recommended dilution is used per data point.

## Images

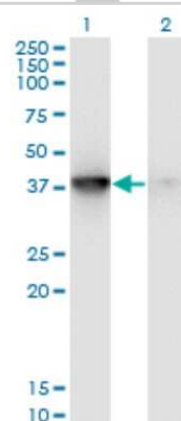
Western Blot: MAPKAP Kinase 3 Antibody (3F4) [H00007867-M01] - MAPKAPK3 monoclonal antibody (M01), clone 3F4. Analysis of MAPKAPK3 expression in NIH/3T3.



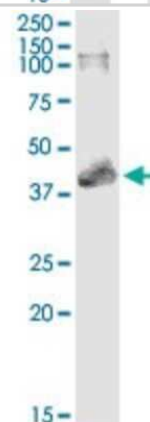
Western Blot: MAPKAP Kinase 3 Antibody (3F4) [H00007867-M01] - MAPKAPK3 monoclonal antibody (M01), clone 3F4. Analysis of MAPKAPK3 expression in HeLa.



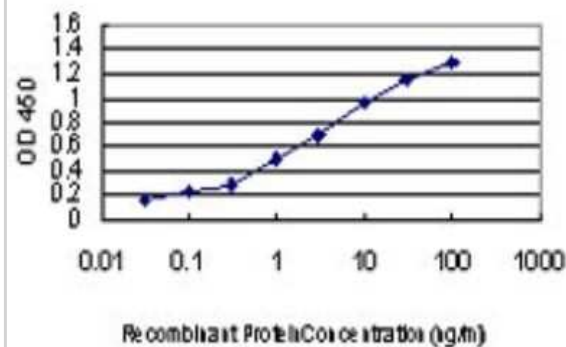
Western Blot: MAPKAP Kinase 3 Antibody (3F4) [H00007867-M01] - Analysis of MAPKAPK3 expression in transfected 293T cell line by MAPKAPK3 monoclonal antibody (M01), clone 3F4. Lane 1: MAPKAPK3 transfected lysate (Predicted MW: 43 KDa). Lane 2: Non-transfected lysate.



Immunoprecipitation: MAPKAP Kinase 3 Antibody (3F4) [H00007867-M01] - Analysis of MAPKAPK3 transfected lysate using anti-MAPKAPK3 monoclonal antibody and Protein A Magnetic Bead, and immunoblotted with MAPKAPK3 monoclonal antibody.



Sandwich ELISA: MAPKAP Kinase 3 Antibody (3F4) [H00007867-M01] - Detection limit for recombinant GST tagged MAPKAPK3 is approximately 0.1ng/ml as a capture antibody.



## Publications

Ehling C, Rex J, Albrecht U et al. Cooperative and distinct functions of MK2 and MK3 in the regulation of the macrophage transcriptional response to lipopolysaccharide. *Sci Rep.* 2019-07-30 [PMID: 31363109]





### **Novus Biologicals USA**

10730 E. Briarwood Avenue  
Centennial, CO 80112  
USA

Phone: 303.730.1950  
Toll Free: 1.888.506.6887  
Fax: 303.730.1966  
novus@novusbio.com

### **Bio-Techne Canada**

21 Canmotor Ave  
Toronto, ON M8Z 4E6  
Canada

Phone: 905.827.6400  
Toll Free: 855.668.8722  
Fax: 905.827.6402  
canada.inquires@bio-techne.com

### **Bio-Techne Ltd**

19 Barton Lane  
Abingdon Science Park  
Abingdon, OX14 3NB, United Kingdom

Phone: (44) (0) 1235 529449  
Free Phone: 0800 37 34 15  
Fax: (44) (0) 1235 533420  
info.EMEA@bio-techne.com

### **General Contact Information**

www.novusbio.com  
Technical Support: technical@novusbio.com  
Orders: orders@novusbio.com  
General: novus@novusbio.com

### **Products Related to H00007867-M01**

---

HAF007	Goat anti-Mouse IgG Secondary Antibody [HRP]
NB720-B	Rabbit anti-Mouse IgG (H+L) Secondary Antibody [Biotin]
NBP1-96981-0.5mg	Mouse IgG2a Kappa Isotype Control (M2AK)
NBP2-23246	Recombinant Human MAPKAP Kinase 3 His Protein

---

### **Limitations**

This product is for research use only and is not approved for use in humans or in clinical diagnosis. Primary Antibodies are guaranteed for 1 year from date of receipt.

For more information on our 100% guarantee, please visit [www.novusbio.com/guarantee](http://www.novusbio.com/guarantee)

Earn gift cards/discounts by submitting a review: [www.novusbio.com/reviews/submit/H00007867-M01](http://www.novusbio.com/reviews/submit/H00007867-M01)

Earn gift cards/discounts by submitting a publication using this product:  
[www.novusbio.com/publications](http://www.novusbio.com/publications)

